







**CL.1 Deck-mounted basin spout without pop-up waste - Champagne (22kt Gold)**

CL.1

13 717 705

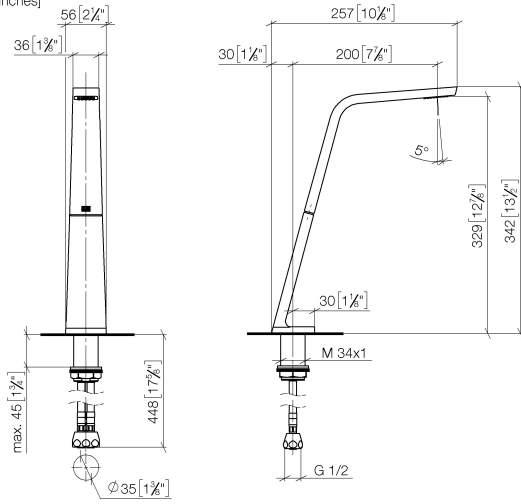


- 200mm projection
- fixed spout
- rectangular spray pattern with 40 individual jets
- height of mixer 343 mm
- height up to aerator 329 mm
- hole diameter 35 mm
- max. flow 4 l/min
- 1/2" connection
- 2x screw-in M 10 x 1 pressure hose, leak-tested
- lead-free
- This product can help a building meet the requirements of Green Building Rating Systems, e.g. LEED®, BREEAM®, DGNB

	Champagne (22kt Gold)	13 717 705-47
	Chrome	13 717 705-00
	Brushed Platinum	13 717 705-06
	Dark Chrome	13 717 705-19
	Brushed Champagne (22kt Gold)	13 717 705-46
	Brushed Dark Platinum	13 717 705-99

13 717 705

mm [inches]



**Flow rate chart**



**Certificates**

GDV\_0400279. IAPMO\_N-4976. IAPMO\_8834 (1). IAPMO\_6397.

CL.1 Deck-mounted basin spout without pop-up waste - Champagne (22kt Gold)

CL.1

13 717 705  
Parts for other  
finishes can be found  
here: [Chrome](#)

